



GRANDVIEW CABINETRY

Find your nearest Authorized Sales Representative at grandviewcabinetry.com

BRIGHTON PREMIER

STANDARD OVERLAY

PAINT FINISHES:



White



Antique



Pebble



Adriatic Sea



North Sea



Black Fox



Phone: (620) 421-6950

bidrequests@grandviewcabinetry.com

grandviewcabinetry.com

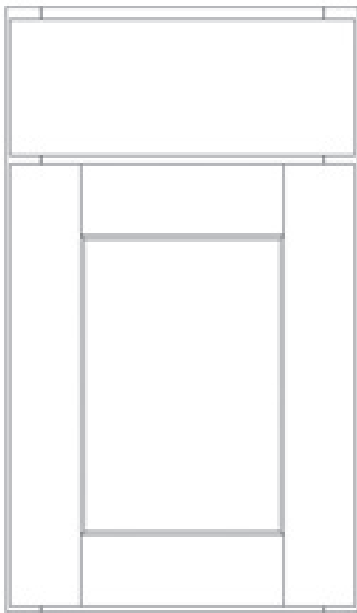
STANDARD CONSTRUCTION SPECIFICATIONS

Brighton Premier Cabinets

KCMA CERTIFICATION



Grandview Cabinetry is certified by the Kitchen Cabinet Manufacturers Association (ANSI/KCMA A161.1 Certification Program). Our cabinetry meets or exceeds all requirements, structural tests, drawer tests, door operation tests, and finish tests.



CABINET DOORS AND DRAWER FRONTS

- Doors are constructed of $\frac{3}{4}$ " solid maple frames with mortise and tenon joinery, and feature veneer center panels
- Drawer fronts are constructed of $\frac{3}{4}$ " solid maple

FACE FRAMES

- Vertical styles and horizontal rails are constructed of $\frac{3}{4}$ " kiln-dried hardwood
- Frame members are fastened together with pocket screws and glue

CABINET ENDS

- Exposed ends are constructed of $\frac{1}{2}$ " premium furniture board
- Wall cabinet ends are dado-fitted to receive tops and bottoms, and predrilled for adjustable shelving
- Base cabinet ends are dado-fitted to receive bottoms, and predrilled for adjustable shelving
- *Upgrades to NAUF furniture board or plywood construction are available*

DRAWERS

- Drawer boxes are four-sided and constructed of $\frac{1}{2}$ " premium furniture board, laminated to match cabinet interior; all joints are glued and nailed
- Drawer bottoms are constructed of 5.2mm high density fiberboard (HDF), printed to match cabinet interior
- *Upgrades to $\frac{5}{8}$ " plywood rabbeted drawer box construction are available*
- *Upgrades to $\frac{5}{8}$ " solid hardwood dovetail drawer box construction are available*

WALL AND BASE CABINET SHELVING

- Shelving is constructed of $\frac{3}{4}$ " premium furniture board, edge-banded with PVC tape, and fully adjustable in wall cabinets
- Standard base cabinet shelves are half-depth and fully adjustable; sink base cabinets do not have shelving due to plumbing

WALL CABINET TOP AND BOTTOM

- Wall cabinet tops and bottoms are constructed of $\frac{1}{2}$ " premium furniture board
- Material is let into cabinet ends and face frame; all joints are glued

BASE CABINET FLOORS

- Base cabinet floors are constructed of $\frac{1}{2}$ " premium furniture board
- Material is let into cabinet ends and face frame; all joints are glued

CABINET BACKS

- Cabinet backs are constructed of $\frac{1}{8}$ " high density fiberboard (HDF), printed to match cabinet interior


HARDWARE

- Hinges are fully concealed and self-closing with six-way adjustability; hinges open up to 108-degrees
- Drawer slides are side-mounted and epoxy-coated; they have a 75-lb. load capacity and a lifetime warranty
- *Upgrades to soft-close hinges and full extension soft-close glides are available*

FINISH

- Wooden doors, drawer fronts, and face frames are finished with a catalyzed conversion varnish sealer for superior adhesion, resistance to yellowing, and excellent durability
- All exposed interior ends, shelving, tops, and bottoms are laminated for durability and ease of cleaning
- *See attachment and/or product search on grandviewcabinetry.com for available finishes*

Due to the availability of certain materials and ongoing continuous improvement efforts, product specifications may change without prior notice.



Brighton Premier Cabinets

KCMA CERTIFICATION



Grandview Cabinetry is certified by the Kitchen Cabinet Manufacturers Association (ANSI/KCMA A161.1 Certification Program). Our cabinetry meets or exceeds all requirements, structural tests, drawer tests, door operation tests, and finish tests.

CABINET DOORS AND DRAWER FRONTS

- Doors are constructed of $\frac{3}{4}$ " solid maple frames with mortise and tenon joinery, and feature veneer center panels
- Drawer fronts are constructed of $\frac{3}{4}$ " solid maple

FACE FRAMES

- Vertical styles and horizontal rails are constructed of $\frac{3}{4}$ " kiln-dried hardwood
- Frame members are fastened together with pocket screws and glue

CABINET ENDS

- Exposed ends are constructed of $\frac{1}{2}$ " plywood
- Wall cabinet ends are dado-fitted to receive tops and bottoms, and predrilled for adjustable shelving
- Base cabinet ends are dado-fitted to receive bottoms, and predrilled for adjustable shelving

DRAWERS

- Drawer boxes are four sided and constructed of $\frac{1}{2}$ " premium furniture board, laminated to match cabinet interior; all joints are glued and nailed
- Drawer bottoms are constructed of 5.2mm hardboard, laminated to match cabinet interior
- *Upgrades to 5/8" plywood rabbeted drawer box construction are available*
- *Upgrades to 5/8" solid hardwood dovetail drawer box construction are available*

WALL AND BASE CABINET SHELVING

- Shelving is constructed of $\frac{3}{4}$ " plywood, edge-banded with PVC tape, and fully adjustable in wall cabinets
- Standard base cabinet shelves are half-depth and fully adjustable; sink base cabinets do not have shelving due to plumbing

WALL CABINET TOP AND BOTTOM

- Wall cabinet tops and bottoms are constructed of $\frac{1}{2}$ " plywood
- Material is let into cabinet ends and face frame; all joints are glued

BASE CABINET FLOORS

- Base cabinet floors are constructed of $\frac{1}{2}$ " plywood
- Material is let into cabinet ends and face frame; all joints are glued

CABINET BACKS

- Cabinet backs are constructed of $\frac{1}{8}$ " high density fiberboard (HDF), printed to match cabinet interior

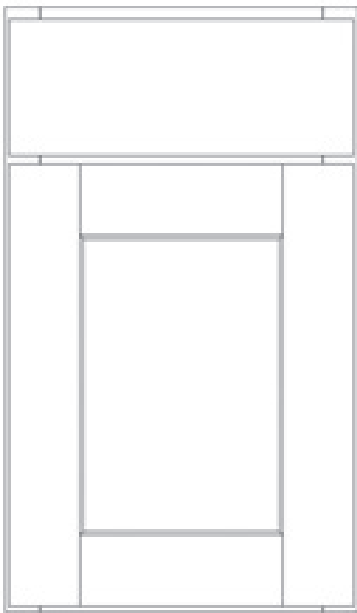
HARDWARE

- Hinges are fully concealed and self-closing with six-way adjustability; hinges open up to 108-degrees
- Drawer slides are side-mounted, epoxy-coated; they have a 75-lb. load capacity and lifetime warranty
- *Upgrades to soft-close hinges and full extension soft-close glides are available*

FINISH

- Wooden doors, drawer fronts, and face frames are finished with a catalyzed conversion varnish sealer for superior adhesion, resistance to yellowing, and excellent durability
- All exposed interior ends, shelving, tops, and bottoms are laminated for durability and ease of cleaning
- *See attachment and/or product search on grandviewcabinetry.com for available finishes*

Due to the availability of certain materials and ongoing continuous improvement efforts, product specifications may change without prior notice.



Brighton Premier Cabinets

KCMA CERTIFICATION



Grandview Cabinetry is certified by the Kitchen Cabinet Manufacturers Association (ANSI/KCMA A161.1 Certification Program). Our cabinetry meets or exceeds all requirements, structural tests, drawer tests, door operation tests, and finish tests.

CABINET DOORS AND DRAWER FRONTS

- Doors are constructed of $\frac{3}{4}$ " solid maple frames with mortise and tenon joinery, and feature veneer center panels
- Drawer fronts are constructed of $\frac{3}{4}$ " solid maple

FACE FRAMES

- Vertical styles and horizontal rails are constructed of $\frac{3}{4}$ " kiln-dried hardwood
- Frame members are fastened together with pocket screws and glue

CABINET ENDS

- Exposed ends are constructed of $\frac{1}{2}$ " NAUF premium furniture board
- Wall cabinet ends are dado-fitted to receive tops and bottoms, and predrilled for adjustable shelving
- Base cabinet ends are dado-fitted to receive bottoms, and predrilled for adjustable shelving

DRAWERS

- Drawer boxes are four-sided and constructed of $\frac{1}{2}$ " NAUF premium furniture board, laminated to match cabinet interior; all joints are glued and nailed
- Drawer bottoms are constructed of 5.2mm high density fiberboard (HDF), printed to match cabinet interior
- *Upgrades to 5/8" plywood rabbeted drawer box construction are available*
- *Upgrades to 5/8" solid hardwood dovetail drawer box construction are available*

WALL AND BASE CABINET SHELVING

- Shelving is constructed of $\frac{3}{4}$ " NAUF premium furniture board, edge-banded with PVC tape, and fully adjustable in wall cabinets
- Standard base cabinet shelves are half-depth and fully adjustable; sink base cabinets do not have shelving due to plumbing

WALL CABINET TOP AND BOTTOM

- Wall cabinet tops and bottoms are constructed of $\frac{1}{2}$ " NAUF premium furniture board
- Material is let into cabinet ends and face frame; all joints are glued

BASE CABINET FLOORS

- Base cabinet floors are constructed of $\frac{1}{2}$ " NAUF premium furniture board
- Material is let into cabinet ends and face frame; all joints are glued

CABINET BACKS

- Cabinet backs are constructed of $\frac{1}{8}$ " high density fiberboard (HDF), printed to match cabinet interior

HARDWARE

- Hinges are fully concealed and self-closing with six-way adjustability; hinges open up to 108-degrees
- Drawer slides are side-mounted, epoxy-coated; they have a 75-lb. load capacity and lifetime warranty
- *Upgrades to soft-close hinges and full extension soft-close glides are available*

FINISH

- Wooden doors, drawer fronts, and face frames are finished with a catalyzed conversion varnish sealer for superior adhesion, resistance to yellowing, and excellent durability
- All exposed interior ends, shelving, tops, and bottoms are laminated for durability and ease of cleaning
- *See attachment and/or product search on grandviewcabinetry.com for available finishes*

Due to the availability of certain materials and ongoing continuous improvement efforts, product specifications may change without prior notice.