



# GRANDVIEW CABINETRY

Find your nearest Authorized Sales Representative at [grandviewcabinetry.com](http://grandviewcabinetry.com)




## CANTON MAPLE

STANDARD OVERLAY

STAIN FINISHES:



Butterfield



Slate



Husk



Victorian



Coffee

---

PAINT FINISHES:



White



Antique



Pebble



North Sea



Black Fox



Adriatic Sea



Phone: (620) 421-6950

[bidrequests@grandviewcabinetry.com](mailto:bidrequests@grandviewcabinetry.com)

[grandviewcabinetry.com](http://grandviewcabinetry.com)

## STANDARD CONSTRUCTION SPECIFICATIONS

# Canton Maple Cabinets

### KCMA CERTIFICATION



Grandview Cabinetry is certified by the Kitchen Cabinet Manufacturers Association (ANSI/KCMA A161.1 Certification Program). Our cabinetry meets or exceeds all requirements, structural tests, drawer tests, door operation tests, and finish tests.

### CABINET DOORS AND DRAWER FRONTS

- Doors are constructed of  $\frac{3}{4}$ " solid maple frames with mortise and tenon joinery, and feature veneer center panels
- Drawer fronts are constructed of  $\frac{3}{4}$ " solid maple

### FACE FRAMES

- Vertical styles and horizontal rails are constructed of  $\frac{3}{4}$ " kiln-dried hardwood
- Frame members are fastened together with pocket screws and glue

### CABINET ENDS

- Exposed ends are constructed of  $\frac{1}{2}$ " premium furniture board
- Wall cabinet ends are dado-fitted to receive tops and bottoms, and predrilled for adjustable shelving
- Base cabinet ends are dado-fitted to receive bottoms, and predrilled for adjustable shelving
- *Upgrades to NAUF furniture board or plywood construction are available*

### DRAWERS

- Drawer boxes are four-sided and constructed of  $\frac{1}{2}$ " premium furniture board, laminated to match cabinet interior; all joints are glued and nailed
- Drawer bottoms are constructed of  $\frac{1}{8}$ " high density fiberboard (HDF), printed to match cabinet interior
- *Upgrades to solid hardwood or dovetail drawer box construction are available*

### WALL AND BASE CABINET SHELVING

- Shelving is constructed of  $\frac{5}{8}$ " premium furniture board, edge-banded with PVC tape, and fully adjustable in wall cabinets
- Standard base cabinet shelves are half-depth and fully adjustable; sink base cabinets do not have shelving due to plumbing

### WALL CABINET TOP AND BOTTOM

- Wall cabinet tops and bottoms are constructed of  $\frac{1}{2}$ " premium furniture board
- Material is let into cabinet ends and face frame; all joints are glued

### BASE CABINET FLOORS

- Base cabinet floors are constructed of  $\frac{1}{2}$ " premium furniture board
- Material is let into cabinet ends and face frame; all joints are glued

### CABINET BACKS

- Cabinet backs are constructed of  $\frac{1}{8}$ " high density fiberboard (HDF), printed to match cabinet interior

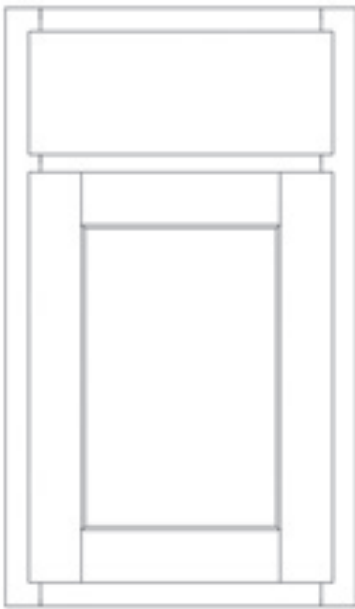
### HARDWARE

- Hinges are fully concealed and self-closing with six-way adjustability; hinges open up to 108-degrees
- Drawer slides are side-mounted and epoxy-coated; they have a 75-lb. load capacity and a lifetime warranty
- *Upgrades to soft-close hinges and full extension soft-close glides are available*

### FINISH

- Wooden doors, drawer fronts, and face frames are finished with a catalyzed conversion varnish sealer for superior adhesion, resistance to yellowing, and excellent durability
- All exposed interior ends, shelving, tops, and bottoms are laminated for durability and ease of cleaning
- *See attachment and/or product search on [grandviewcabinetry.com](http://grandviewcabinetry.com) for available finishes*

Due to the availability of certain materials and ongoing continuous improvement efforts, product specifications may change without prior notice.



## Canton Maple Cabinets

### KCMA CERTIFICATION



Grandview Cabinetry is certified by the Kitchen Cabinet Manufacturers Association (ANSI/KCMA A161.1 Certification Program). Our cabinetry meets or exceeds all requirements, structural tests, drawer tests, door operation tests, and finish tests.

#### CABINET DOORS AND DRAWER FRONTS

- Doors are constructed of  $\frac{3}{4}$ " solid maple frames with mortise and tenon joinery, and feature veneer center panels
- Drawer fronts are constructed of  $\frac{3}{4}$ " solid maple

#### FACE FRAMES

- Vertical styles and horizontal rails are constructed of  $\frac{3}{4}$ " kiln-dried hardwood
- Frame members are fastened together with pocket screws and glue

#### CABINET ENDS

- Exposed ends are constructed of  $\frac{1}{2}$ " plywood
- Wall cabinet ends are dado-fitted to receive tops and bottoms, and predrilled for adjustable shelving
- Base cabinet ends are dado-fitted to receive bottoms, and predrilled for adjustable shelving

#### DRAWERS

- Drawer boxes are four sided and constructed of  $\frac{1}{2}$ " premium furniture board, laminated to match cabinet interior; all joints are glued and nailed
- Drawer bottoms are constructed of  $\frac{1}{8}$ " hardboard, laminated to match cabinet interior
- *Upgrades to solid hardwood or dovetail drawer box construction are available*

#### WALL AND BASE CABINET SHELVING

- Shelving is constructed of  $\frac{1}{2}$ " plywood, edge-banded with PVC tape, and fully adjustable in wall cabinets
- Standard base cabinet shelves are half-depth and fully adjustable; sink base cabinets do not have shelving due to plumbing

#### WALL CABINET TOP AND BOTTOM

- Wall cabinet tops and bottoms are constructed of  $\frac{1}{2}$ " plywood
- Material is let into cabinet ends and face frame; all joints are glued

#### BASE CABINET FLOORS

- Base cabinet floors are constructed of  $\frac{1}{2}$ " plywood
- Material is let into cabinet ends and face frame; all joints are glued

#### CABINET BACKS

- Cabinet backs are constructed of  $\frac{1}{8}$ " high density fiberboard (HDF), printed to match cabinet interior

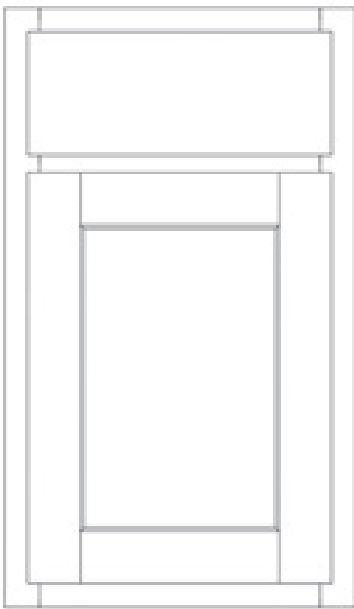
#### HARDWARE

- Hinges are fully concealed and self-closing with six-way adjustability; hinges open up to 108-degrees
- Drawer slides are side-mounted, epoxy-coated; they have a 75-lb. load capacity and lifetime warranty
- *Upgrades to soft-close hinges and full extension soft-close glides are available*

#### FINISH

- Wooden doors, drawer fronts, and face frames are finished with a catalyzed conversion varnish sealer for superior adhesion, resistance to yellowing, and excellent durability
- All exposed interior ends, shelving, tops, and bottoms are laminated for durability and ease of cleaning
- *See attachment and/or product search on [grandviewcabinetry.com](http://grandviewcabinetry.com) for available finishes*

Due to the availability of certain materials and ongoing continuous improvement efforts, product specifications may change without prior notice.



## Canton Maple Cabinets

### KCMA CERTIFICATION



Grandview Cabinetry is certified by the Kitchen Cabinet Manufacturers Association (ANSI/KCMA A161.1 Certification Program). Our cabinetry meets or exceeds all requirements, structural tests, drawer tests, door operation tests, and finish tests.

#### CABINET DOORS AND DRAWER FRONTS

- Doors are constructed of  $\frac{3}{4}$ " solid maple frames with mortise and tenon joinery, and feature veneer center panels
- Drawer fronts are constructed of  $\frac{3}{4}$ " solid maple

#### FACE FRAMES

- Vertical styles and horizontal rails are constructed of  $\frac{3}{4}$ " kiln-dried hardwood
- Frame members are fastened together with pocket screws and glue

#### CABINET ENDS

- Exposed ends are constructed of  $\frac{1}{2}$ " NAUF premium furniture board
- Wall cabinet ends are dado-fitted to receive tops and bottoms, and predrilled for adjustable shelving
- Base cabinet ends are dado-fitted to receive bottoms, and predrilled for adjustable shelving

#### DRAWERS

- Drawer boxes are four-sided and constructed of  $\frac{1}{2}$ " NAUF premium furniture board, laminated to match cabinet interior; all joints are glued and nailed
- Drawer bottoms are constructed of  $\frac{1}{8}$ " high density fiberboard (HDF), printed to match cabinet interior
- *Upgrades to solid hardwood or dovetail drawer box construction are available*

#### WALL AND BASE CABINET SHELVING

- Shelving is constructed of  $\frac{5}{8}$ " NAUF premium furniture board, edge-banded with PVC tape, and fully adjustable in wall cabinets
- Standard base cabinet shelves are half-depth and fully adjustable; sink base cabinets do not have shelving due to plumbing

#### WALL CABINET TOP AND BOTTOM

- Wall cabinet tops and bottoms are constructed of  $\frac{1}{2}$ " NAUF premium furniture board
- Material is let into cabinet ends and face frame; all joints are glued

#### BASE CABINET FLOORS

- Base cabinet floors are constructed of  $\frac{1}{2}$ " NAUF premium furniture board
- Material is let into cabinet ends and face frame; all joints are glued

#### CABINET BACKS

- Cabinet backs are constructed of  $\frac{1}{8}$ " high density fiberboard (HDF), printed to match cabinet interior

#### HARDWARE

- Hinges are fully concealed and self-closing with six-way adjustability; hinges open up to 108-degrees
- Drawer slides are side-mounted, epoxy-coated; they have a 75-lb. load capacity and lifetime warranty
- *Upgrades to soft-close hinges and full extension soft-close glides are available*

#### FINISH

- Wooden doors, drawer fronts, and face frames are finished with a catalyzed conversion varnish sealer for superior adhesion, resistance to yellowing, and excellent durability
- All exposed interior ends, shelving, tops, and bottoms are laminated for durability and ease of cleaning
- *See attachment and/or product search on [grandviewcabinetry.com](http://grandviewcabinetry.com) for available finishes*

Due to the availability of certain materials and ongoing continuous improvement efforts, product specifications may change without prior notice.